Biopress Journal of Computational Life Sciences, Vol. 2, Issue. 8 (2026)

Artificial Intelligence and Digital Innovations in Hepatitis Care: Advancing from Early Detection to Personalized Medicine

Dr. C. Renuka Thejeshwini [1], N. Iqra Umaima[2], K. Lavanya[2], B. Nischitha Praharshini[2]

[1] pharm D (PhD) Associate professor, Department of pharmacy practice, Dr. K V Subba Reddy Institute of pharmacy.

Jawaharlal Nehru Technological University, Anantapur (JNTUA).

[2] Pharm D Vth year Dr. K V Subba Reddy Institute of pharmacy Jawaharlal Nehru Technological University, Anantapur (JNTUA).

Corresponding author: **iqraumaima01@gmail.com**
Doi: https://doi.org/10.5281/zenodo.22685930
Received: 01 August 2026
Accepted: 26 August 2026

Abstract:

Background

Despite tremendous advancements in vaccine, antiviral medication, and public health programs, viral hepatitis continues to be a serious worldwide health concern. Optimal illness management is still hampered by delayed diagnosis, inconsistent disease progression, poor treatment compliance, and unequal access to healthcare. Innovative methods that can improve clinical decision-making and enable precision hepatology have been presented by recent developments in artificial intelligence (AI) and digital health technology.

Objective

With an emphasis on their uses in early detection, diagnosis, disease progression prediction, personalized medicine, treatment monitoring, management of hepatitis-related complications, and future clinical implementation, this review seeks to thoroughly assess the developing role of AI and digital innovations across the hepatitis care continuum.

Methods

To compile the most recent data on AI-driven technologies, machine learning, digital health platforms, predictive analytics, and new developments in hepatitis care, a thorough narrative assessment of recent peer-reviewed literature was carried out. To determine therapeutic applicability, implementation issues, and future research priorities, a comprehensive analysis of the existing data was conducted.

Results

Hepatitis screening, multimodal diagnosis, personalized treatment decision-making, prognostic evaluation, and long-term patient monitoring have all shown significant promise with AI. More effective, patient-centered, and data-driven healthcare delivery is made possible by the combination of digital health technologies and predictive analytics. Precision hepatology may also be strengthened by new developments like intelligent clinical support systems and foundation AI models. Widespread clinical use is still hampered by issues with data quality, algorithm validation, ethical governance, interoperability, and regulatory monitoring.

Conclusion

A paradigm shift in the treatment of hepatitis is represented by the convergence of digital advances and artificial intelligence. Translating these technologies into standard treatment and improving long-term outcomes for patients with viral hepatitis will need responsible deployment, interdisciplinary teamwork, and strong clinical validation.

Keywords

Artificial intelligence; Viral hepatitis; Precision hepatology; Digital health; Machine learning; Personalized medicine; Predictive analytics; Clinical decision support.

Introduction

Viral hepatitis is a major global public health concern and a primary cause of liver-related morbidity and mortality despite significant breakthroughs in vaccine, antiviral treatment, and public health initiatives. (1,2). The mechanisms of transmission, clinical signs, and illness outcomes of hepatitis A (HAV), hepatitis B (HBV), hepatitis C (HCV), hepatitis D (HDV), and hepatitis E (HEV) vary. The majority of instances of liver fibrosis, cirrhosis, hepatocellular carcinoma (HCC), and liver failure are caused by persistent HBV and HCV infections, which impose a significant clinical and economical burden globally (3,4). The World Health Organization (WHO) estimates that 304 million individuals had chronic hepatitis B or C in 2022, which led to around 1.3 million deaths each year. These results highlight the critical need for novel approaches to enhance long-term illness care, optimize treatment, and improve early diagnosis (1,2).

Hepatitis elimination is still difficult because many infected people go undiagnosed until advanced stages of liver disease, despite the fact that highly effective direct-acting antivirals (DAAs) for HCV and effective vaccines against HBV have significantly improved disease prevention and treatment outcomes (3,4).

The World Health Organization's (WHO) goal of eradicating viral hepatitis as a public health threat by 2030 is still hampered by limited access to screening, inequities in healthcare delivery, insufficient disease surveillance, poor treatment adherence, and loss to long-term follow-up (2).

By converting traditional healthcare into a data-driven and evidence-based model of treatment, the quick development of artificial intelligence (AI) has created new options to address these issues. (5,6).

Artificial intelligence (AI) technologies, such as machine learning, deep learning, and natural language processing, may effectively analyze complicated clinical information, automate picture interpretation, find hidden illness patterns, and enhance the accuracy and efficiency of clinical decision-making (6,7).

These technologies are rapidly being used in hepatology for hepatitis screening, non-invasive fibrosis assessment, disease progression prediction, hepatocellular carcinoma surveillance, and tailored treatment strategy optimization (5).

Concurrently, digital health technologies like wearable sensors, telemedicine, mobile health (mHealth) apps, electronic health records (EHRs), and the Internet of Medical Things (IoMT) are transforming the treatment of chronic hepatitis by facilitating remote consultations, ongoing patient monitoring, improved treatment adherence, and better patient-provider communication (5,8). The shift to precision hepatology, where treatment choices are increasingly influenced by multimodal clinical data, such as laboratory results, imaging data, genomic profiles, lifestyle factors, and actual patient outcomes, has been expedited by the integration of these digital platforms with AI (6).

More recently, new developments like digital twin technologies, explainable AI, generative AI, and federated learning have shown significant promise to further personalize hepatitis treatment while enhancing data security, transparency, and collaborative learning across healthcare systems (6,8).

Predictive, Preventive, Personalized, and Participatory (P4) medicine, which prioritizes proactive illness prediction, tailored therapeutic interventions, patient participation, and ongoing outcome monitoring, is further supported by these developments (8).

The evidence is still scattered despite these promising developments, with most studies focusing on specific AI applications rather than all-encompassing digital healthcare systems that address the entire hepatitis care continuum. (5).

Furthermore, the broad use of AI in standard hepatology practice is still constrained by issues with algorithm validation, clinical implementation, interoperability, ethical governance, and regulatory approval (5,8).

Thus, the goal of this study is to present a thorough overview of artificial intelligence and digital breakthroughs in the treatment of hepatitis, emphasizing their functions in early detection, diagnosis, prediction of disease development, personalized medicine, therapy monitoring, and patient involvement.

Additionally, it critically examines existing constraints, new technologies, research gaps, and potential future paths that could make it easier to incorporate intelligent digital solutions into standard hepatitis care and support efforts to eradicate hepatitis worldwide (2).

2.1 Foundations of Artificial Intelligence and Digital Health in Hepatitis Care

The shift from traditional analytical techniques to intelligent computational systems that can enable precision medicine has accelerated due to the growing complexity of healthcare data. In order to create algorithms that can learn from vast and diverse datasets, artificial intelligence (AI) is a multidisciplinary field that combines computer science,

mathematics, and biological sciences.(9) In contrast to conventional statistical models, AI algorithms use iterative learning to continuously enhance their predictive accuracy, enabling dynamic adaptability to changing clinical data (10).

Machine learning (ML) is now the mainstay of clinical predictive analytics among AI techniques. To help with disease classification, risk stratification, and outcome prediction, machine learning algorithms find intricate links in both organized and unstructured healthcare data.(9) These algorithms are classified as supervised, unsupervised, semi-supervised, and reinforcement learning based on the learning approach; each offers distinct benefits for resolving various clinical issues and enhancing healthcare decision-making (11).

The analysis of high-dimensional medical data using multilayer artificial neural networks has been significantly improved by recent advances in deep learning (DL). While transformer-based architectures have shown impressive performance in processing multimodal biomedical datasets and longitudinal electronic health records, convolutional neural networks (CNNs) are widely used for automated interpretation of radiological and histopathological images.(10) These developments increase computational efficiency and diagnostic consistency while reducing the need for manual feature extraction (11).

Natural Language Processing (NLP), which permits the automatic extraction of clinically significant information from unstructured medical documents, such as physician notes, pathology reports, discharge summaries, and scholarly literature, is another developing element of intelligent healthcare. (9) Evidence synthesis, clinical documentation, pharmacovigilance, and the discovery of real-world clinical patterns that could otherwise go unnoticed in standard healthcare systems are all made easier by NLP (12).

Recent developments highlight the integration of multimodal data analytics, which go beyond individual AI techniques and combine clinical traits, laboratory biomarkers, radiological imaging, genomic data, and digital health records into cohesive prediction frameworks. Precision hepatology is supported by this comprehensive approach, which allows for more informed therapeutic decision-making and customized risk assessment. Additionally, developments like federated learning and Explainable Artificial Intelligence (XAI) solve important issues with algorithm interpretability, transparency, and safe multi-institutional data sharing, enabling the responsible application of AI in contemporary healthcare systems (10–12).

The basis for further AI applications in hepatitis screening, diagnosis, prognostic evaluation, individualized treatment, and long-term illness management is established by these technological underpinnings taken together.

Patient Data

(Electronic Health Records, Laboratory Tests, Viral Markers,

Medical Imaging, Genomics, Wearable Devices, Lifestyle Data)

↓

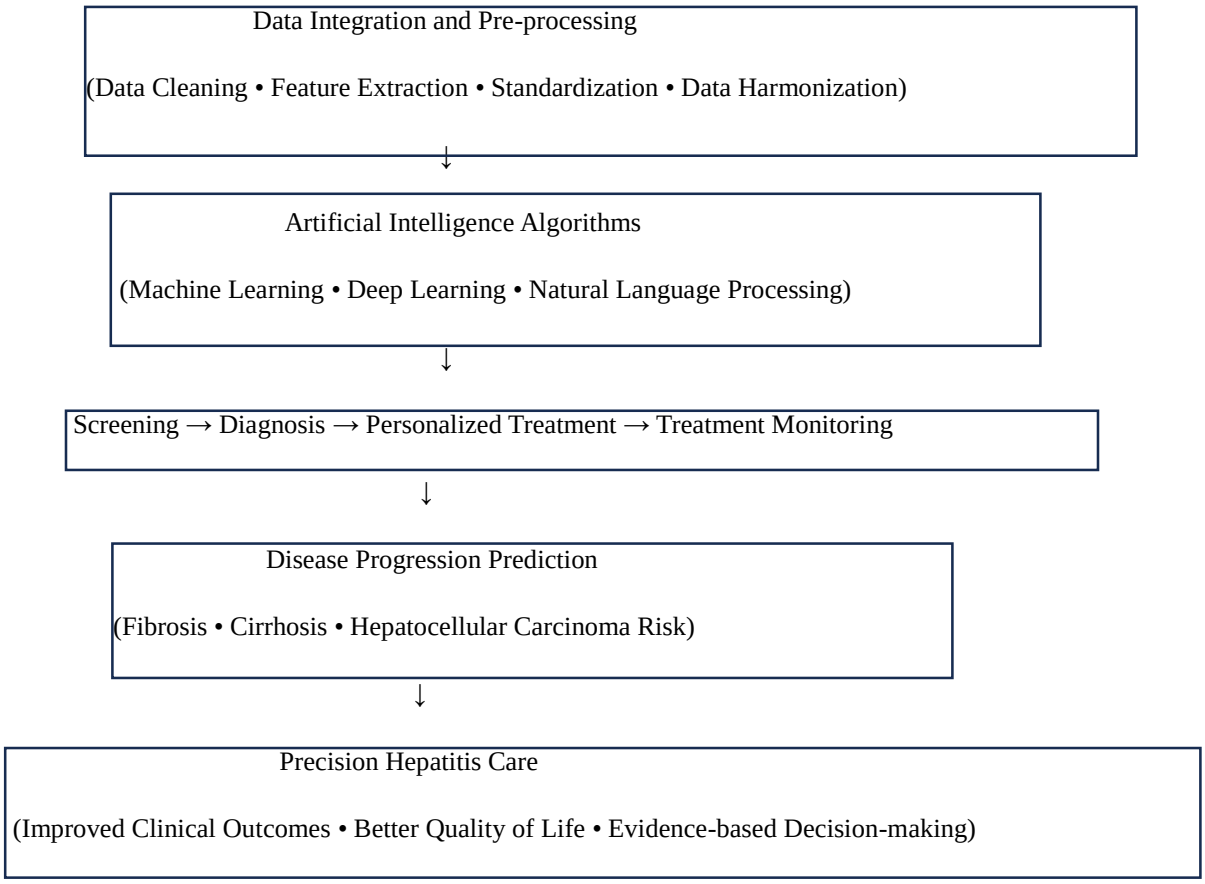

Figure 1: Artificial Intelligence Workflow in Hepatitis Care

Table 1: Artificial Intelligence Technologies and Their Applications in Hepatitis Care

AI Technology	**Principle**	**Application in Hepatitis Care**	**Clinical Benefit**
Machine Learning	Pattern recognition	Risk prediction	Early identification of high-risk patients
Deep Learning	Neural networks	Imaging analysis & fibrosis staging	Improved diagnostic accuracy
Natural Language Processing	Text analysis	Electronic health records	Automated clinical information extraction
Explainable AI	Interpretable algorithms	Clinical decision support	Increased clinician confidence

Federated Learning	Decentralized learning	Multi-centre AI development	Improved privacy
Digital Twins	Virtual patient model	Personalized treatment simulation	Precision medicine

2.2 AI-Based Early Detection and Screening

Since chronic hepatitis B and hepatitis C infections frequently remain clinically quiet until substantial liver damage has occurred, early identification is crucial for lowering hepatitis-related morbidity and mortality.(11) Poor treatment outcomes, ongoing viral transmission, and an increase in the cost of healthcare are all consequences of delayed diagnosis. By identifying those who are most likely to benefit from confirmatory testing based on data, artificial intelligence has become a powerful tool for enhancing screening procedures (13).

To provide customized risk scores for viral hepatitis, machine learning models can incorporate behavioral risk factors, medical history, routine test results, and demographic traits.(11) By giving priority to high-risk patients and minimizing pointless investigations, these prediction models increase screening efficiency when compared to traditional screening methods, especially in healthcare settings with limited resources (13).

Recent developments have made it possible for AI algorithms to analyze commonly available laboratory indicators, such as biochemical indices, viral serological markers, and liver enzyme profiles, in order to identify minute aberrations linked to early hepatic injury.(13) In addition to increasing diagnostic consistency, automated interpretation of these data enables prompt referral for additional testing prior to the development of severe liver disease (14).

The breadth of hepatitis screening has been further extended by the integration of AI with electronic health records and public health surveillance systems. While predictive analytics can discover geographic clusters and groups with higher disease prevalence, intelligent clinical decision-support tools can automatically identify patients who satisfy guideline-based screening criteria but are not tested.(11) These population-level strategies facilitate focused screening programs, maximize the use of healthcare resources, and aid in the advancement of efforts to eradicate viral hepatitis (14).

Despite promising outcomes, multicenter validation, consistent datasets, and evaluation across a range of demographics are necessary for the general adoption of AI-assisted screening in order to guarantee reliable performance and fair clinical application. (13) To enhance early diagnosis and long-term disease prevention, future initiatives should concentrate on incorporating AI-based screening models into standard clinical practice and national hepatitis control programs (14).

2.3 AI-Assisted Diagnosis

Accurate diagnosis is essential for assessing the severity of the disease, directing treatment choices, and halting the development of severe liver disease after a successful screening.(12,13) By incorporating imaging results, histological characteristics, laboratory biomarkers, and clinical data into all-encompassing decision-support systems, artificial intelligence has greatly increased diagnostic precision.(14)These clever diagnostic techniques improve the accuracy and repeatability of hepatitis evaluation while lowering inter-observer variability (15).

AI-assisted ultrasonography has emerged as a significant non-invasive imaging modality for identifying structural abnormalities, fibrosis, and hepatic inflammation. (13) Deep learning methods improve diagnostic sensitivity and enable early therapeutic intervention by automatically identifying minor imaging characteristics that may not be reliably noticed during conventional interpretation (14).

Through automated picture segmentation, quantitative tissue characterisation, and fibrosis staging, recent developments have also improved the diagnostic performance of computed tomography (CT), magnetic resonance imaging (MRI), and transient elastography.(14) AI-driven radiomics allows for more accurate discrimination between cirrhosis, advanced fibrosis, moderate hepatic damage, and early hepatocellular carcinoma by extracting high-dimensional imaging signals that are beyond ocular assessment (15).

With deep learning algorithms analyzing whole-slide liver biopsy images to measure inflammatory activity, steatosis, fibrosis, and architectural distortion, artificial intelligence is becoming more and more integrated into digital pathology.(12) Automated histopathological evaluation improves diagnostic consistency across healthcare facilities by reducing observer-dependent variability and providing consistent reporting (15).

The use of multimodal diagnostic models, which concurrently include radiological imaging, laboratory biomarkers, viral serology, genetic data, and electronic health records into a single analytical framework, is an emerging innovation.(14) These integrated AI systems represent a significant advancement in precision hepatology by offering a more thorough evaluation of disease status and supporting personalized diagnostic decision-making when compared to single-modality techniques (13,15).

While AI-assisted diagnostic systems have shown excellent diagnostic performance in research settings, external validation, standardized imaging protocols, and prospective multicenter studies are necessary for widespread clinical implementation in order to guarantee reliability, transparency, and generalizability across a variety of patient populations (12,15).

2.4 Disease Progression Prediction

Since the clinical course of chronic viral hepatitis varies greatly among people, accurate disease progression prediction is crucial for optimizing hepatitis therapy. (13) By combining longitudinal clinical data, laboratory biomarkers, imaging results, and patient-specific factors, artificial intelligence (AI) has become a potent prognostic tool that may forecast disease development prior to irreversible liver damage (15).

Predicting the development of hepatic fibrosis and the shift to cirrhosis has shown great promise for machine learning methods. (13) AI models can identify individuals at higher risk of rapid illness progression and enable earlier treatment

intervention by analyzing viral load, inflammatory markers, elastography findings, serial liver function tests, and demographic data. By avoiding needless invasive procedures, these prediction technologies allow clinicians to deploy customized surveillance programs (14).

AI-based prognostic models have enhanced the prediction of significant clinical outcomes, such as hepatic decompensation, portal hypertension, liver-related hospitalization, and overall survival, in addition to fibrosis assessment. (14) AI algorithms provide dynamic and customized disease monitoring by continually improving risk estimation by adding newly available clinical data, in contrast to traditional prognostic score systems (16).

The use of multimodal prediction modeling, which creates thorough prognostic profiles by combining digital pathology, viral genomes, radiological imaging, and actual clinical data, is a developing field of study. (15) By reflecting the intricate molecular connections that underlie disease progression, this integrated method improves prediction accuracy and may help doctors identify individuals who might benefit from early treatment escalation or intense monitoring (16).

The application of AI to forecast the onset of hepatocellular carcinoma (HCC) in individuals with chronic hepatitis has also been investigated in recent research. (14) Early detection of high-risk patients allows for appropriate intervention and customized surveillance plans, which may improve long-term clinical results while maximizing the use of healthcare resources (16).

The practical application of AI-based prognostic models is still constrained by variations in healthcare infrastructure, inconsistent dataset quality, and a lack of external validation, despite these encouraging advancements. (13) To create reliable, comprehensible, and universally applicable prediction models that can be easily incorporated into standard hepatology practice, future multicenter prospective investigations are necessary (16).

2.5 Personalized Medicine

The increasing variability of viral hepatitis has highlighted the shortcomings of conventional “one size fits all” treatment strategies. Variations in the viral genotype, host genetics, immunological response, metabolic profile, and related comorbidities have a significant impact on treatment outcomes. (15)

Artificial intelligence has facilitated the transition to personalized medicine by integrating multidimensional patient data to support tailored clinical decision-making and optimize treatment approaches (16).

To choose the optimal course of action for each patient, AI-powered predictive models may evaluate several patient-specific factors simultaneously. By assessing virological, biochemical, radiological, and clinical data, these technologies enable clinicians to select personalized antiviral regimens, determine the optimal time to begin medication, and calculate the probability of a sustained virological response. (15) These customized recommendations may improve treatment effectiveness while decreasing unnecessary therapeutic interventions (16).

One novel use of artificial intelligence is the integration of pharmacogenomic data into clinical practice. (16) The capacity of machine learning algorithms to examine genetic variations associated with medication metabolism,

therapeutic efficacy, and adverse drug responses enables precision-guided medicine selection and dose optimization. This approach may reduce treatment-related toxicity while improving patient safety and long-term therapeutic outcomes (17).

The idea of "digital biomarkers," which incorporate continually gathered physiological and behavioral data from wearable technology, mobile apps, and electronic health records into AI models to give dynamic patient health assessment, has also been introduced by recent developments. (15) In contrast to traditional static clinical evaluations, digital biomarkers allow for ongoing assessment of treatment efficacy and early adjustment of therapeutic approaches based on patient responses (17).

The creation of adaptive clinical decision-support systems, which continuously update treatment recommendations in response to fresh clinical data, is another exciting advance. By combining longitudinal patient data, these learning algorithms develop customized treatment plans that promote proactive rather than reactive illness management. (14) By providing genuinely individualized care, such adaptable models could enhance long-term clinical results and mark a significant advancement in precision hepatology (17).

Despite the great potential of personalized AI-based medicine, its successful application necessitates standardized clinical datasets, strong external validation, fair access to genomic technologies, and transparent algorithms to guarantee safe, moral, and clinically sound decision-making across a variety of patient populations (16,17).

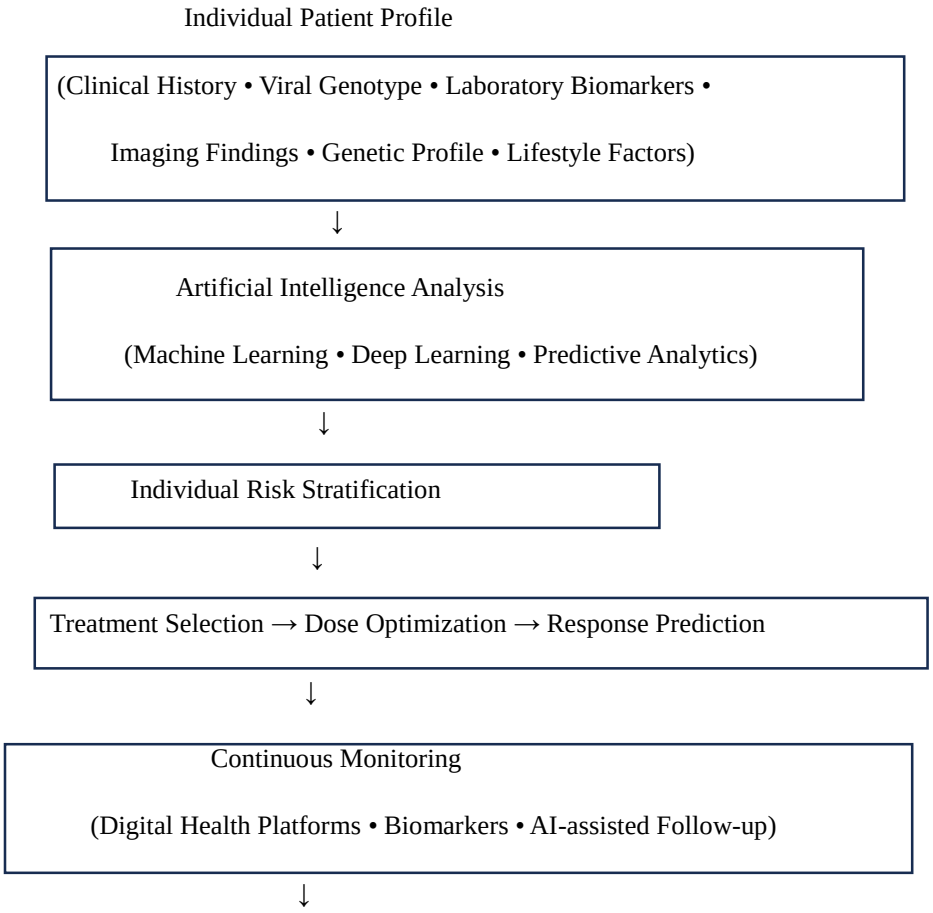

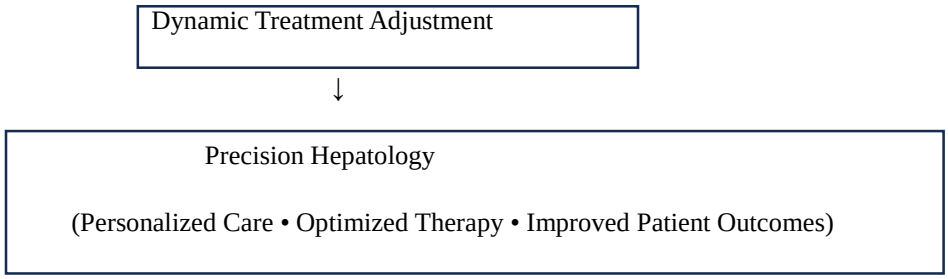

Figure 2: AI-Enabled Personalized Medicine Pathway in Hepatitis Care

2.6 Digital Health Technologies

By enabling constant connection between patients and medical professionals outside of traditional hospital settings, the quick development of digital health technologies has revolutionized the provision of hepatitis care. (15) By increasing treatment adherence, facilitating real-time illness progression monitoring, and boosting accessibility, these technologies enhance integrated, patient-centered care. (16) Digital health platforms create a networked ecosystem that facilitates prompt clinical interventions and individualized illness treatment when paired with artificial intelligence (17).

By offering remote specialist consultations, follow-up evaluations, and multidisciplinary case discussions, telemedicine has grown to be a significant part of hepatitis care. (16) Virtual hepatology services lower travel-related expenses and treatment initiation delays while increasing healthcare accessible for patients living in underserved or rural areas. Telemedicine also makes it easier for patients who need long-term antiviral therapy and post-treatment monitoring to have continuity of care (18).

Patient participation has been further reinforced by the growing use of mobile health (mHealth) applications. (15) In order to promote self-management and enhance adherence to antiviral therapy, smartphone-based platforms provide medication reminders, appointment scheduling, lifestyle counseling, symptom tracking, and instructional materials. Additionally, by facilitating bidirectional contact, these digital interventions enable medical personnel to swiftly address patient concerns and offer timely assistance (18).

The use of wearable technology and digital biomarkers in the treatment of hepatitis is another new development. Physical activity, sleep quality, heart rate variability, and other health markers are among the physiological and behavioral data that wearable sensors routinely gather. (17) Instead of depending only on sporadic hospital visits, the integration of these real-time data with clinical records promotes proactive care and early detection of functional decline (18).

Additionally, wearable technology, cloud-based healthcare platforms, electronic health records, and diagnostic gadgets are all connected into a single digital network by the Internet of Medical Things (IoMT).(16) Coordinated multidisciplinary treatment, automated clinical warnings, remote patient monitoring, and safe data interchange are all

made possible by this integrated architecture.(17) In the future, it is anticipated that these digital ecosystems would enable patient-centered and value-based hepatitis management while increasing hospital efficiency (18).

Despite these developments, in order to guarantee that the advantages of digital health are accessible in a variety of healthcare settings, successful implementation necessitates standardized digital infrastructure, interoperability among healthcare systems, digital literacy, and fair access to technology (18).

2.7 Treatment Monitoring

For patients with viral hepatitis, effective therapy monitoring is crucial for assessing therapeutic response, guaranteeing medication safety, and halting the course of the illness. (16) Scheduled clinician visits and recurring laboratory tests are the mainstays of conventional follow-up, which may not be able to identify early changes in disease activity or treatment-related problems. (17) Clinicians can now make timely therapeutic decisions based on real-time patient information thanks to the integration of artificial intelligence with digital health technology, which has facilitated a shift toward continuous and data-driven monitoring (18).

In order to assess treatment efficacy throughout the course of therapy, AI-driven clinical monitoring systems analyze longitudinal clinical data, such as serial liver function tests, viral load assessments, inflammatory biomarkers, and imaging results. (16) Ongoing analysis of these multifaceted datasets makes it possible to detect insufficient therapy response early on and to quickly adjust treatment plans before serious clinical decline takes place (19).

The prediction and early detection of adverse drug reactions (ADRs) related to antiviral medication is another significant use of AI. (17) In order to forecast possible drug-related toxicities, machine learning algorithms can analyze medication histories, identify patient-specific risk factors, and assess biochemical trends. Early detection of these side effects enhances overall pharmaceutical safety, reduces treatment interruption, and supports customized pharmacovigilance (19).

By continuously gathering patient-reported outcomes, medication adherence data, physiological measurements, and quality-of-life indicators, digital monitoring platforms combined with wearable technology and mobile health applications enhance long-term follow-up. (18) By giving physicians a thorough picture of patients' health, these real-time databases enable preventive management and lessen reliance on infrequent hospital stays (19).

The creation of adaptive monitoring systems, where AI continuously modifies patient risk profiles using recently obtained clinical data, is a recent breakthrough. (17) Adaptive systems dynamically modify surveillance intensity based on individual disease activity and treatment response, in contrast to traditional monitoring procedures based on predetermined follow-up intervals. In addition to ensuring that high-risk patients receive closer clinical observation, this customized approach enhances resource use (19).

Even though AI-assisted treatment monitoring shows great clinical promise, wider adoption necessitates standardized monitoring procedures, digital health platform interoperability, prospective validation studies, and strong cybersecurity measures to guarantee safe, dependable, and equitable integration into standard hepatitis care (16,19).

2.8 Hepatitis-Related Complications

Hepatocellular carcinoma (HCC), cirrhosis, fibrosis, portal hypertension, hepatic decompensation, and liver failure are all possible outcomes of the increasing liver damage linked to chronic viral hepatitis. Improving survival and maximizing therapy results depend on early detection of these problems. (16) By enabling early diagnosis of disease-related problems, facilitating customized surveillance techniques, and supporting prompt clinical intervention, artificial intelligence has become a powerful clinical tool (19).

The non-invasive evaluation of liver fibrosis is one of the most important uses of AI. (15) In order to reduce reliance on liver biopsy and reliably evaluate the severity of fibrosis, machine learning models use elastography measures, serum fibrosis biomarkers, biochemical parameters, and imaging findings. During long-term follow-up, these predictive algorithms permit repeated illness assessment and enhance diagnostic consistency (20).

Predicting the change from compensated liver illness to cirrhosis and hepatic decompensation has also shown a great deal of promise for artificial intelligence. AI systems are able to identify patients who are more susceptible to portal hypertension, ascites, hepatic encephalopathy, and variceal hemorrhage by analyzing radiological characteristics, laboratory trends, and longitudinal clinical data. (16) Prior to the development of irreversible consequences, early risk classification improves preventative therapeutic measures and allows for customized surveillance schedules (20).

AI-assisted analysis of ultrasound, computed tomography, magnetic resonance imaging, and radiomic data has significantly improved surveillance for hepatocellular carcinoma (HCC). (19) Compared to traditional image interpretation, deep learning algorithms are more sensitive in detecting lesions, characterizing tumor heterogeneity, and estimating the risk of malignant transformation. These capabilities could improve eligibility for possibly curative treatment options and enable earlier diagnosis (20).

Recent developments have expanded the use of AI in liver transplantation, where predictive algorithms help in donor-recipient matching, graft survival estimation, postoperative complication prediction, and customized post-transplant surveillance. (18) Through ongoing evaluation of recipient health status, AI-supported transplant analytics may enhance the effectiveness of organ allocation and maximize long-term graft outcomes (20).

Despite these developments, prospective validation, consistent multicenter datasets, and transparent algorithms are still needed for clinical deployment in order to guarantee accurate prediction across a variety of patient populations. (16) In the future, incorporating AI into multidisciplinary hepatology services could improve long-term survival for patients with chronic viral hepatitis and dramatically lower complication-related morbidity (20).

2.9 Big Data and Predictive Analytics

There are now more options for enhancing hepatitis research and clinical decision-making due to the growing availability of large-scale healthcare databases. (18) Electronic health records, laboratory databases, imaging repositories, clinical registries, genetic datasets, and real-world evidence platforms are just a few of the information sources that big data analytics incorporates. (19) These methods allow for the construction of predictive models that

assist evidence-based healthcare plans, the assessment of treatment outcomes, and the identification of complicated disease patterns in hepatitis care (20).

In order to predict future health outcomes, predictive analytics analyzes both historical and current clinical data using sophisticated computational techniques. (19) Predictive models can assess a variety of interacting aspects in the management of chronic hepatitis, such as viral features, host-related factors, treatment history, and comorbidities, to estimate risks including the development of liver-related problems, treatment failure, and disease progression. These models give medical professionals more information for proactive decision-making and individualized patient care (20).

The creation of real-world evidence (RWE) is a significant new use of big data. Researchers can assess long-term treatment efficacy, pharmaceutical safety, healthcare use patterns, and outcomes in a variety of patient populations that may not be completely represented in clinical trials by analyzing huge clinical datasets gathered during ordinary healthcare practice. This data can help generate guidelines and enhance population-level hepatitis control strategy implementation (18,21).

Another exciting development in hepatitis research is the integration of multi-omics data, including as transcriptomics, proteomics, metabolomics, and genomes. (20) By integrating genomic data with clinical and imaging data, it may be possible to find new biomarkers, get a deeper understanding of disease mechanisms, and make more accurate predictions about the course of specific diseases. The shift from population-based hepatology to molecularly informed precision care is anticipated to be accelerated by these methods (21).

Additionally, by determining transmission patterns, assessing the efficacy of screening, and optimizing the distribution of healthcare resources, large-scale data analytics can assist in public health decision-making. Policymakers may be able to create focused interventions for hepatitis elimination programs with the use of AI-driven surveillance systems that use aggregated population data.

But in order to use big data effectively, issues with data quality, interoperability, privacy protection, and ethical governance must be resolved. (18) To maximize the clinical usefulness of big data-driven hepatitis research, secure analytical settings and regulated data-sharing frameworks must be established (21).

Table 2: Recent AI Studies in Hepatitis Care (2021–2026)

Author	Year	AI Method	Clinical Application	Major Finding
Morel et al.	2026	AI Review	Hepatology	Emerging AI opportunities

Yazaki & Abe	2024	Deep Learning	Liver imaging	Improved fibrosis diagnosis
Wang et al.	2024	Radiomics	Fibrosis prediction	Non-invasive staging
Lee et al.	2024	Remote AI Monitoring	Chronic liver disease	Improved follow-up
Topol	2022	AI in Medicine	Clinical decision support	AI integration into healthcare

2.10 Emerging Technologies

Rapid developments in digital technology are extending artificial intelligence's reach beyond traditional automation and prediction to more sophisticated, intelligent healthcare environments. (22) By improving clinical decision-making, boosting data security, and enabling highly customized models of care, emerging innovations like generative artificial intelligence, large language models, digital twins, blockchain-based healthcare systems, and sophisticated explainable AI approaches have the potential to revolutionize hepatitis management (23,24).

Large language models (LLMs) and generative artificial intelligence (GenAI) allow for the automated production and analysis of complicated clinical data, which is a significant development in healthcare informatics. (22) Through intelligent virtual assistants, these technologies may enhance patient communication in hepatology, support clinical documentation, summarize patient records, and aid in evidence-based decision-making. Incorporating domain-specific LLMs trained on hepatology datasets in the future could enable tailored clinical recommendations and lessen the administrative strain on medical personnel (23).

The idea of "digital twins," which entails building virtual replicas of specific patients using constantly updated clinical, biochemical, and behavioral data, is another exciting advance. (23) Digital twins have the potential to mimic the course of hepatitis, forecast reactions to various treatment approaches, and enable medical professionals to assess possible interventions prior to their application in actual situations. Predictive and preventive medicine has replaced reactive treatment in this approach (24).

With the increasing complexity of AI systems, explainable artificial intelligence (XAI) is becoming more and more important. In contrast to conventional "black-box" models, XAI offers insights into how algorithms produce predictions, enhancing physician confidence, regulatory acceptability, and moral application. (22) In hepatology, where treatment choices may have major long-term effects on patients, transparent AI systems are especially crucial (24).

By enhancing privacy, traceability, and patient ownership of health information, blockchain technology integration with digital healthcare platforms may further improve secure data sharing. (23) Blockchain-based solutions may facilitate cooperative AI model creation across healthcare institutions without jeopardizing sensitive patient data when paired with federated learning techniques (24).

Despite their potential, before being widely used, these new technologies need to undergo thorough clinical validation, regulatory frameworks, ethical oversight, and cost-effectiveness analysis. Future studies should concentrate on creating AI ecosystems that are equal, transparent, and clinically dependable in order to assist efforts to eradicate hepatitis worldwide.

2.11 Challenges and Limitations

Even though artificial intelligence (AI) and digital health technologies have made significant strides in the treatment of hepatitis, a number of scientific, technological, ethical, and legal obstacles still prevent their broad use in standard clinical practice. (22,23) To guarantee that AI systems are dependable, egalitarian, and therapeutically useful in a variety of healthcare contexts, these obstacles must be removed (25).

The quality and accessibility of clinical data utilized in algorithm development is one of the main constraints. Retrospective datasets from a single institution are used to train many AI models, which may not accurately reflect a variety of patient groups. (23) When applied to external populations, differences in data collection techniques, imaging protocols, laboratory measures, and electronic health record systems might lower algorithm performance, which restricts generalizability and clinical adoption (25).

Algorithm bias and fairness are significant additional concerns. AI systems may inadvertently inherit biases from training datasets, which could result in differences in clinical judgment and diagnostic precision between various socioeconomic or demographic groups. (22) For equitable healthcare delivery, representative datasets, ongoing algorithm evaluation, and transparent model development are therefore crucial (26).

Significant privacy, cybersecurity, and ethical issues are also brought up by the growing usage of digital health platforms. Sensitive patient data gathering on a large scale raises the possibility of cyberattacks, unauthorized data access, and misuse of personal health records. (24) To preserve patient confidence and protect private health information, strong governance frameworks, robust data encryption, and adherence to international data protection laws are required (26).

Many AI models still operate as "black-box" systems from a clinical standpoint, making extremely accurate predictions but failing to provide a clear explanation for their results. (22) Inadequate interpretability could undermine clinician trust, impede regulatory approval, and raise questions about who is responsible for AI-assisted medical decisions. As a result, creating transparent and explainable AI systems continues to be a top research focus (27).

Additionally, significant expenditures in digital infrastructure, workforce development, interdisciplinary cooperation, and regulatory supervision are necessary for successful implementation. (25) Clinical translation of AI technology is further complicated by the lack of globally recognized reporting criteria and defined validation frameworks (28).

Therefore, to guarantee that AI technologies are applied safely, responsibly, and fairly within global hepatitis care, future research should give priority to prospective multicenter validation studies, consistent datasets, transparent algorithm development, and ethical governance.

Table 3: Advantages and Limitations of AI in Hepatitis Care:

Advantages	**Limitations**
Early disease detection	Limited high-quality datasets
Improved diagnostic accuracy	Algorithm bias
Personalized treatment	Lack of external validation
Continuous monitoring	Data privacy concerns
Reduced healthcare workload	Regulatory barriers
Population-level surveillance	Infrastructure limitations
Better resource utilization	Cost of implementation

2.12 Future Perspectives

It is anticipated that the future generation of hepatitis care would transcend traditional clinical decision-support systems in favor of intelligent, self-governing healthcare environments that can continuously integrate patient-specific clinical data with new scientific findings. (25) It is predicted that future AI platforms will serve as cooperative clinical partners, supporting evidence-based decision-making along the whole hepatitis management continuum, helping medical practitioners with complex therapeutic planning, and maximizing resource usage (30).

The creation of foundation AI models that are explicitly trained on extensive hepatology datasets is one possible avenue. These generalist models, in contrast to disease-specific algorithms, can concurrently carry out a variety of clinical activities, such as risk assessment, literature synthesis, clinical reasoning, interpretation of laboratory and imaging results, and creation of tailored care recommendations. These integrated solutions have the potential to improve consistency in healthcare delivery while significantly reducing clinical workload (25,29).

The use of artificial clinical data produced by sophisticated AI methods is another new area of study interest. Small sample sizes, missing data, and limited access to patient information can all be overcome with high-quality synthetic datasets while maintaining privacy. Particularly for underrepresented populations and uncommon hepatitis subgroups, these synthetic datasets could support algorithm development, external validation, and international collaborative research (26,29).

By enhancing patient recruitment, identifying appropriate trial participants through automated eligibility assessment, forecasting treatment responsiveness, and permitting real-time protocol modifications based on mounting evidence, artificial intelligence is also anticipated to revolutionize the design of adaptive clinical trials. (27) These data-driven

clinical research frameworks could shorten the time needed to translate scientific findings into clinical practice and speed up the evaluation of new antiviral treatments (30).

Future deployment plans should also prioritize edge AI, in which sophisticated algorithms run locally on healthcare devices without constant cloud access. (26) By offering quick clinical assistance while reducing reliance on high-speed internet infrastructure and lowering worries about data transmission and privacy, this strategy may increase diagnostic accessibility in areas with limited resources (28).

The establishment of globally recognized standards for algorithm benchmarking, clinical validation, reporting quality, and implementation science will ultimately determine the future viability of AI in hepatitis care. (28) To guarantee that cutting-edge technologies result in quantifiable improvements in patient outcomes while fostering equitable access to cutting-edge healthcare globally, close cooperation between clinicians, engineers, researchers, regulatory bodies, and public health organizations will be crucial (30).

Table 4: Conventional vs AI-Assisted Hepatitis Care:

Clinical Aspect	Conventional Care	AI-Assisted Care
Screening	Population-based	Individual risk prediction
Diagnosis	Manual interpretation	AI-supported multimodal diagnosis
Fibrosis Assessment	Liver biopsy/Elastography	AI-assisted non-invasive prediction
Treatment Selection	Guideline-based	Personalized recommendations
Monitoring	Periodic follow-up	Continuous digital monitoring
Complication Prediction	Conventional risk scores	Dynamic AI prediction
Clinical Decision Making	Physician experience	AI-assisted precision medicine

Conclusion:

By facilitating the shift from traditional reactive management to intelligent, predictive, and precision-driven healthcare, artificial intelligence and digital advances are revolutionizing the treatment of hepatitis. These technologies have shown the potential to improve clinical accuracy, optimize healthcare delivery, and enhance patient-centered care across the hepatitis care continuum, from population-level screening and AI-assisted diagnosis to individualized therapy, digital monitoring, complication surveillance, and outcome prediction. Artificial intelligence, digital health

platforms, real-world data, and precision medicine are coming together to form a connected ecosystem that can enable evidence-based and customized clinical decision-making, rather than operating as separate technologies.

Despite these advancements, the integration of AI into routine hepatology practice requires more than just technological innovation. Future implementation should prioritize AI technologies that are clinically proven, transparent, interoperable, and ethically managed. These technologies are meant to complement professional expertise while ensuring equal access across different healthcare settings. Clinicians, data scientists, engineers, lawmakers, and regulatory agencies must work together to create internationally accepted criteria for AI evaluation and use.

In the end, developing human-centered intelligent healthcare systems where technology enhances clinical judgment, empowers patients, and promotes ongoing learning is more important for managing hepatitis than replacing doctors with artificial intelligence. Accelerating precision hepatology, bolstering international hepatitis control initiatives, and improving long-term health outcomes for patients globally are all possible with such an integrated strategy.

References:

1.World Health Organization. Global hepatitis report 2024: action for access in low- and middle-income countries. Geneva: World Health Organization; 2024.

2.World Health Organization. Global health sector strategies on HIV, viral hepatitis and sexually transmitted infections, 2022–2030. Geneva: World Health Organization; 2022.

3.Terrault NA, Lok ASF, McMahon BJ, Chang KM, Hwang JP, Jonas MM, et al. Update on prevention, diagnosis, and treatment of chronic hepatitis B: AASLD 2018 hepatitis B guidance. Hepatology. 2018;67(4):1560–99.

4.European Association for the Study of the Liver. EASL Clinical Practice Guidelines on the management of hepatitis B virus infection. J Hepatol. 2024;81(2): e1–e126.

5.Bal T. A new tool for the diagnosis and management of viral hepatitis: Artificial intelligence. Viral Heat J. 2024;30(1):1–8.

6.Esteva A, Racquet A, Ramsundar B, Kuleshov V, DePriest M, Chou K, et al. A guide to deep learning in healthcare. Nat Med. 2019;25(1):24–29.

7.Rajkomar A, Dean J, Kohana I. Machine learning in medicine. N Engl J Med. 2019;380(14):1347–58.

8.Topol EJ. High-performance medicine: The convergence of human and artificial intelligence. Nat Med. 2019;25(1):44–56.

9.Eskandar K. Artificial intelligence in hepatology: A comprehensive scoping review of clinical applications, challenges, and future directions. liver. 2025.

10. Mehrotra P, Vengadakrishnan K, Mehrotra P. Artificial intelligence and digital biomarkers in hepatology: Critical perspectives, emerging evidence, and future directions. Cureus. 2025.

11. Peng N, Song SJ, Hui VWK, Wong GLH, Wong VWS, et al. Foundations of artificial intelligence in hepatology: What a clinician needs to know. J Clin Exp Hepatol. 2026.

12. Morel SMG, Wu S, Kendall TJ, Guha IN, Fallowfield JA, et al. Opportunities and challenges of artificial intelligence in hepatology. npj Gut Liver. 2026.

13. Chhatwal J, Chen Q, Wang X, Ayer T. Artificial intelligence and machine learning in liver diseases: Current applications and future directions. Hepatology. 2023;77(5):1702–1715.

14. Yasaka K, Abe O. Deep learning and artificial intelligence in liver disease: Current status and future perspectives. Diagnostics (Basel). 2024;14(3):312.

15. Wang K, Lu X, Zhou H, Gao Y, Zheng J, Tong M, et al. Deep learning radiomics for non-invasive assessment of liver fibrosis and chronic liver disease: Current advances and future perspectives. Eur Radiol. 2024;34(5):3128–3141.

16. European Association for the Study of the Liver. EASL Clinical Practice Guidelines on the prevention, diagnosis and management of hepatocellular carcinoma. J Hepatol. 2024;81(2):e1–e126.

17. Hood L, Price ND. Demystifying disease, democratizing health care. Sci Transl Med. 2014;6(225):225ed5.

18. World Health Organization. Global strategy on digital health 2020–2025. Geneva: World Health Organization; 2021.

19. Lee J, Wu AS, Li D, et al. Artificial intelligence–enabled remote patient monitoring and digital therapeutics in chronic liver disease: Current applications and future perspectives. J Hepatol. 2024;81(3):612–624.

20. Llovet JM, Kelley RK, Villanueva A, Singal AG, Pikarsky E, Roayaie S, et al. Hepatocellular carcinoma. Nat Rev Dis Primers. 2021;7(1):6.

21. Topol EJ. High-performance medicine: The convergence of human and artificial intelligence. Nat Med. 2019;25(1):44–56.

22. Lee P, Bubeck S, Petro J. Benefits, limits, and risks of GPT-like artificial intelligence models in medicine. N Engl J Med. 2023;388(13):1233–1239.

23. Kamel Boulos MN, Geraghty EM. Geospatial and blockchain technologies in healthcare: Opportunities and challenges. Int J Health Geogr. 2021;20:12.

24. Topol EJ. The potential of AI in medicine: Precision healthcare and the future of clinical practice. Nat Med. 2023;29:1–10.

25. Rajpurkar P, Chen E, Banerjee O, Topol EJ. AI in health and medicine. Nat Med. 2022;28(1):31–38.

26. World Health Organization. Ethics and governance of artificial intelligence for health. Geneva: World Health Organization; 2021.

27. European Commission. Ethics guidelines for trustworthy artificial intelligence. Brussels: European Commission; 2021.

28. Kelly CJ, Karthikesalingam A, Suleyman M, Corrado G, King D. Key challenges for delivering clinical impact with artificial intelligence. BMC Med. 2019;17:195.

29. Bommasani R, Hudson DA, Adeli E, Altman R, Arora S, von Arx S, et al. On the Opportunities and Risks of Foundation Models. Stanford Center for Research on Foundation Models; 2021.

30. Lee P, Bubeck S, Petro J. Benefits, limits, and risks of GPT-like artificial intelligence in medicine. N Engl J Med. 2023;388(13):1233–1239.